

# HOLM

by  
bürotime

technical document



# HOLM



“The starting point of the Holm modular cabinet family was to create timeless and universal storage systems that can meet different needs, compatible with new functions. To this end, the Bürotime design team has developed a modular system that can easily integrate with changing business dynamics and user habits. The delicately designed handle, crown and foot details of the product family, besides bringing an original interpretation to the storage system, offer excellent solutions to today's versatile working spaces with its easy assembly, offering various size, material and color options. Holm storage components, which can be customized according to the workplace, create an atmosphere that increases productivity by strengthening the interaction between employees.”



By blending the traditional storage concept with innovative solutions, Holm offers inspiring work environments that make you feel at home comfort with its thoughtful details. It enables you to create customizable areas for different events that you want to undertake with the diversity and flexibility it provides thanks to its modular structure, meeting the needs of modern offices with activity centers. In addition to personalizing our individual storage needs, it also offers the opportunity to create spaces suitable for different needs by acting as a separator in open offices. The Holm modular system responds to changing needs, giving us the opportunity to redesign our rooms and gradually expand them according to changing functions.



Holm tower cabinets are designed to expand the workspace with maximum functionality and personalize storage spaces by supporting privacy. The Holm tower, which allows the user to control the visual space and provides a visual hint to form his personal border, supports focus without compromising comfort, offers a large storage organization space and a flexible working environment. It carefully stores your individual materials with its rack and drawer systems and hanger structure in sizes suitable for our special needs.



product family

---

cabinets



lockers



tower cabinets



pedestals



mobile pedestals

---

# size chart

cabinets with melamine door

L 40

L 80

cabinets with half door

L 40

L 80

locker

L 40

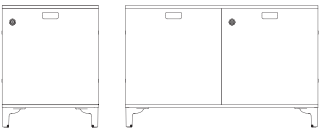
L 80

cabinets with glass door

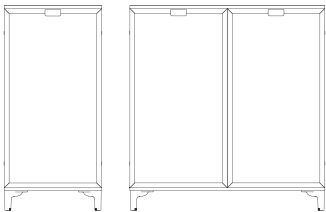
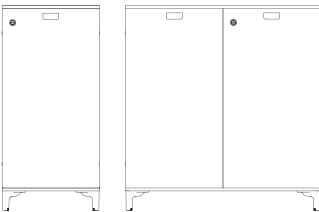
L 40

L 80

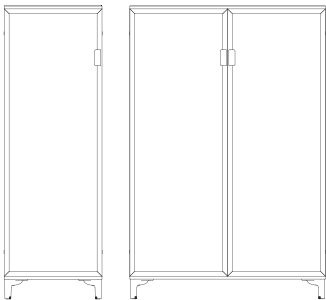
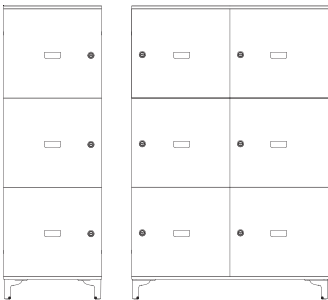
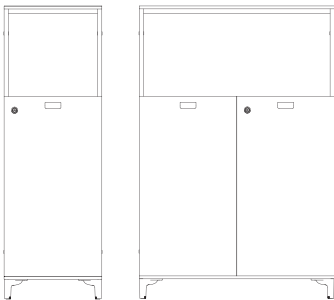
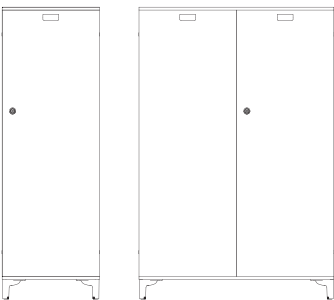
one shelf  
H 50






two shelves  
H 83





three shelves  
H 120



four shelves  
H 156



five shelves  
H 191



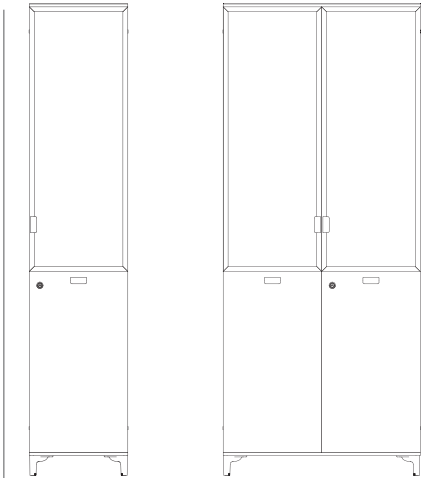
size chart \_\_\_\_\_

cabinets with melamine and glass door

L 40

L 80

five shelves  
H 191

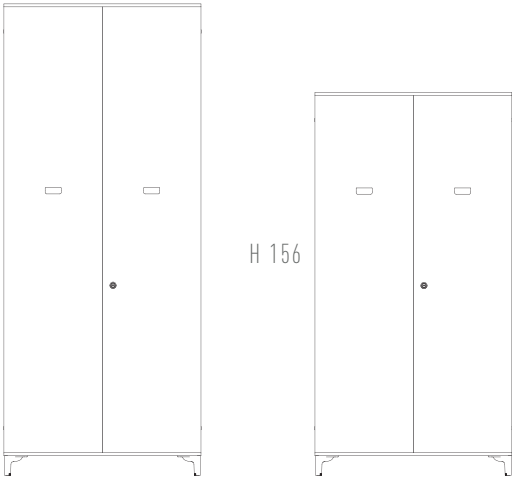


wardrobes

L 80

L 80

H 156

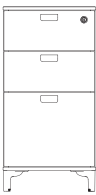


fixed pedestals

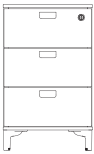
L 35,5

L 35,5

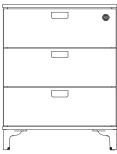
L 45,5



H 70



H 58

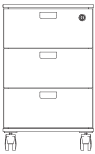


H 58

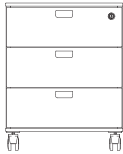
mobile pedestals

L 35,5

L 45,5



H 57

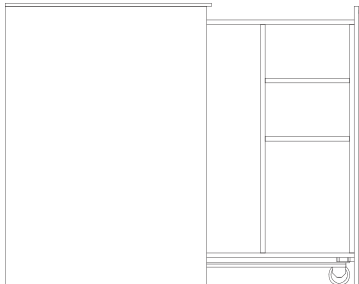
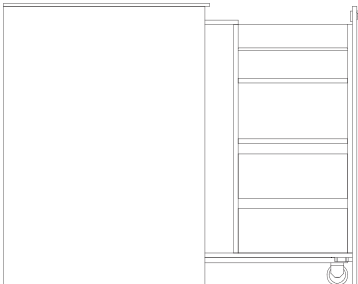




H 57

tower cabinets

L 40

H 110



left side

right side

double sided

door options \_\_\_\_\_





# modular cabinet system \_\_\_\_\_

cabinets with melamine door

cabinets with half door

locker

cabinets with glass door

L 40

L 80

L 40

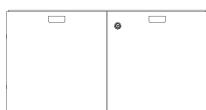

L 80

L 40

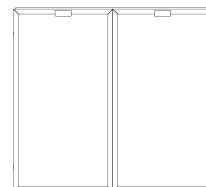

L 40

L 80

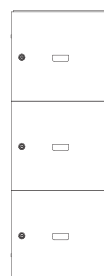

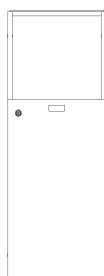

one shelf  
H 50



two shelves  
H 83



three shelves  
H 120



## top and base sets \_\_\_\_\_


L 120



L 160



L 200



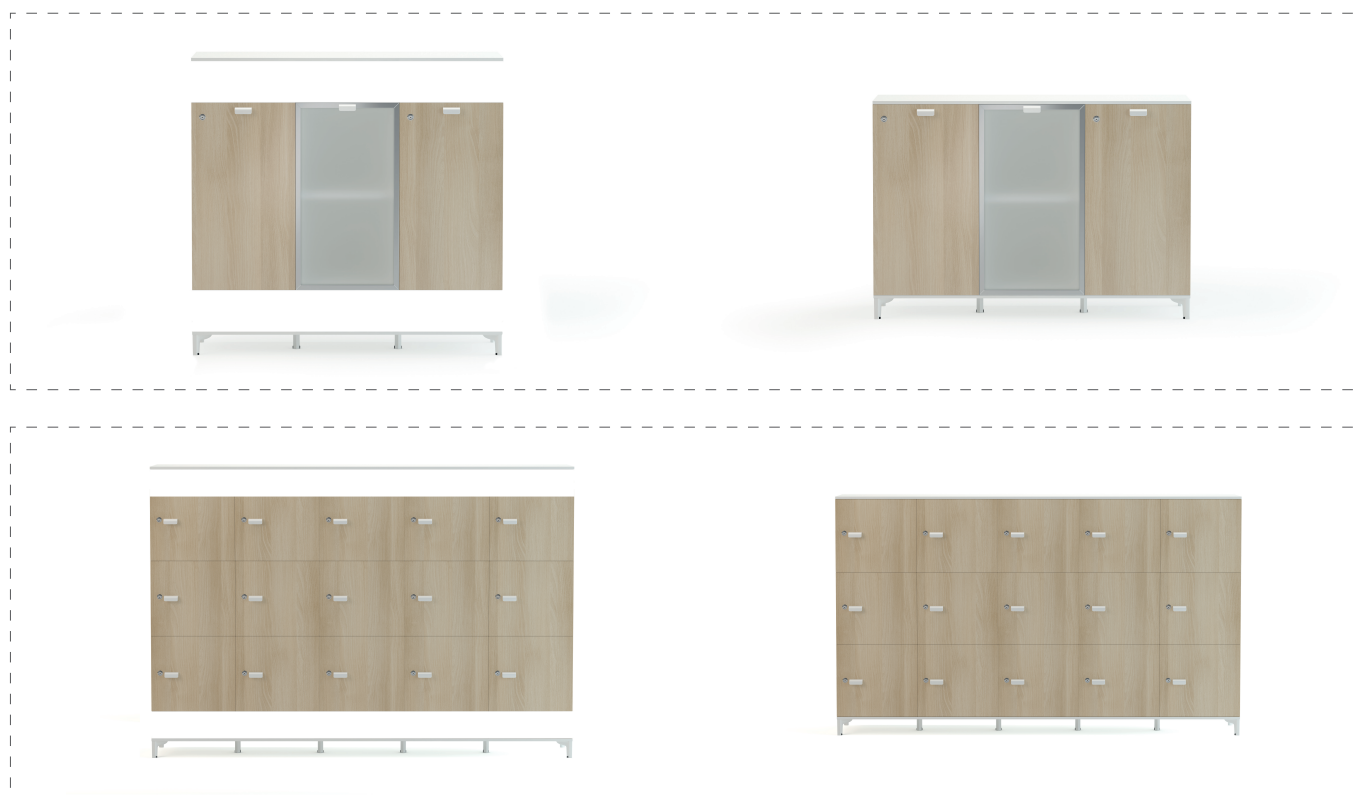
L 240



The crown and foot system is modular, allowing different combinations to be created next to each other according to need.

\*cabinet bodies are not suitable for overlapping

## modular cabinet system \_\_\_\_\_




## color options \_\_\_\_\_

melamine\*



## foot (plastic) and handle (metal)\*\* \_\_\_\_\_



\*The cabinet body can be selected from solid colors in the melamine chart, and the upper and lower plates and doors can be selected from all the colors in the melamine chart.

\*\*The foot color will be the same as the handle color.

*The color and texture on our website, printed and digital technical product documentation, may vary depending on the screen resolution settings and photo quality. True colors, you can visit our closest lady and see from our color cartel.*



